



GOBIERNO DE
EL SALVADOR



Booklet

PreAI

Booklet

PreAI



GOBIERNO DE
EL SALVADOR



Booklet

PreA1

José Mauricio Pineda
Ministro de Educación, Ciencia y Tecnología

Ricardo Cardona A.
Viceministro de Educación y de Ciencia y Tecnología *ad honorem*

Wilfredo Alexander Granados Paz
Director Nacional de Currículo

Gilberto Alexander Motto García
Director de Educación de III Ciclo, Media y Tecnológica

Gustavo Antonio Cerros Urrutia
Gerente Curricular para el Diseño y Desarrollo de la Educación General

Juan Ramón Joya Reyes
Jefe del Departamento de Inglés

Gracia María Castillo López
Edición

Judith Samanta Romero de Ciudad Real
Edgardo Josué Molina Claros
Diseño editorial y diagramación

Jenniffer Vanessa Hércules Aguilar
Ana Gabriela Rojas Sánchez
Equipo técnico autoral

Diseño de portada
Ernesto Escobar

Adriana María Arévalo del Río
Corrección de estilo

Imágenes
Shutterstock

Primera edición, Ministerio de Educación,
San Salvador, El Salvador, 2023.

Derechos reservados. Prohibida su venta y su reproducción con fines comerciales por cualquier medio, sin previa autorización del Ministerio de Educación, Ciencia y Tecnología.

372.65
E49m English PreA1 booklet / Jenniffer Vanessa Hércules Aguilar
slv [et al.] . -- 1.ª ed. -San Salvador, El Salv. : MINEDUCYT, 2022.

32 p. ; 28 cm.

ISBN: 978-99983-56-69-6 <impreso>

1. Inglés-Enseñanza. 2. Inglés-Libros de texto-Enseñanza. I. Rojas Sánchez, Ana Gabriela, coaut. II. Título.

BINA/jmh

Dear student:

This school year gives you the opportunity to acquire new and varied English learning as well as to reinforce any previous knowledge you may have about this foreign language. The booklet that is now in your hands is the result of the work of a team of specialists from the Ministry of Education, who, thinking about your contexts and needs, propose an innovative and fun way of learning. You will learn and use English vocabulary and structures through a variety of activities that you will carry out in a relaxed environment to practice the foreign language effectively to develop communication skills as a team, in pairs, or individually with the close accompaniment of your English teacher.

For this reason, we invite you to undertake this new period of study with enthusiasm, will, dedication, and effort to achieve the expected and necessary competences to reach a PreA1 level.

The main aspiration of this material is that you can develop the skills that allow you to share and communicate your ideas and emotions in English more effectively in real or diverse simulated situations.

We hope that all your efforts throughout this year bear the desired outcome and that you go through this path with joy and dedication.

José Mauricio Pineda Rodríguez
Minister of Education

Index

Unit 1

Worksheet 1	5
Worksheet 2	6
Worksheet 3	7
Worksheet 4	8

Unit 2

Worksheet 1	9
Worksheet 2	10
Worksheet 3	11
Worksheet 4	12

Unit 3

Worksheet 1	13
Worksheet 2	14
Worksheet 3	15
Worksheet 4	16
Worksheet 5	17

Unit 4

Worksheet 1	18
Worksheet 2	19
Worksheet 3	20
Worksheet 4	21

Unit 5

Worksheet 1	22
Worksheet 2	23
Worksheet 3	24
Worksheet 4	25
Worksheet 5	26

Unit 6

Worksheet 1	27
Worksheet 2	28
Worksheet 3	29
Worksheet 4	30



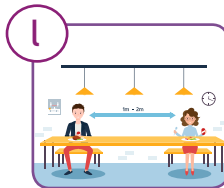
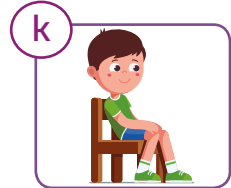

Consonants	31
Vowels	32

Unit 1

Worksheet 1

Part I (Class 2)

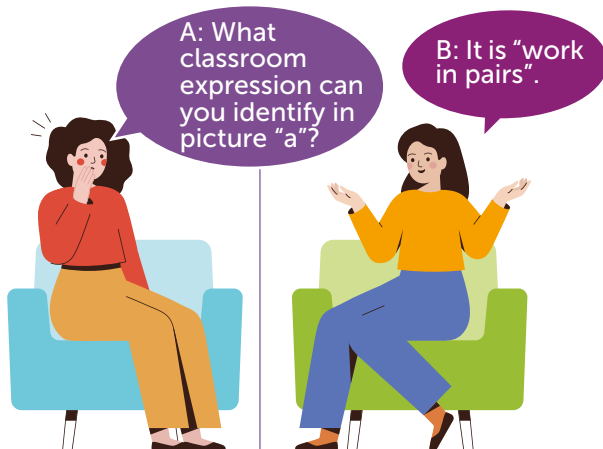
- Work in pairs. Look at the pictures a-o.
- Write the classroom expressions next to their matching letter.



- | | | |
|----------|----------|----------|
| a. _____ | f. _____ | k. _____ |
| b. _____ | g. _____ | l. _____ |
| c. _____ | h. _____ | m. _____ |
| d. _____ | i. _____ | n. _____ |
| e. _____ | j. _____ | o. _____ |

Part II (Class 2)

- Work in pairs. Cover the pictures and say the classroom expressions.



A: What classroom expression can you identify in picture "a"?






B: It is "work in pairs".

A: What classroom expression can you identify in picture "a"?

B: It is "work in pairs".


Worksheet 2 (Class 2)

- Look at each letter and word carefully.
- Listen and repeat after your teacher.



Worksheet 3 (Class 2)

- Work in pairs.
- Unscramble the numbers in the clues to complete the crossword puzzle.



Across

1. evnse
5. evfi
6. wlvete
8. urfo
10. inetenen
12. ighte
14. nethiret
15. herte
17. inen
18. net

Down

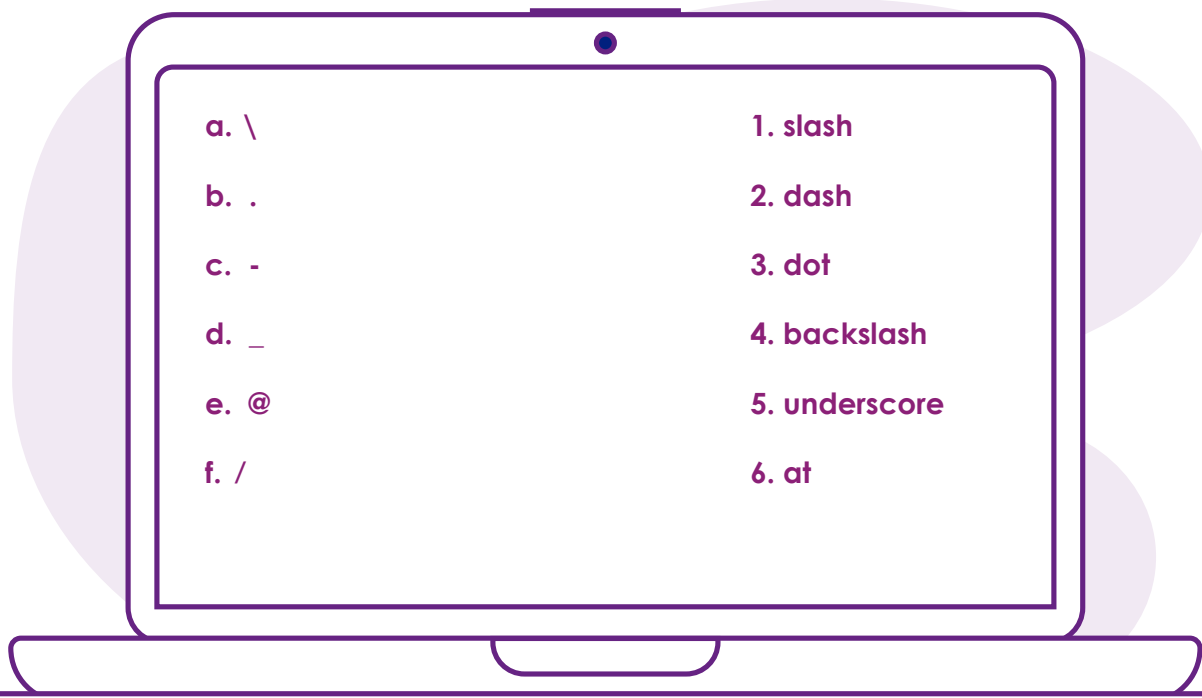
2. velene
3. xitsene
4. wntety
7. veentesen
8. nefoeurt
9. ixs
11. iteghene
13. efieftn
15. wto
16. neo

Unit 1

Worksheet 4 (Class 1)

Part I

- Work in pairs.
- Match the symbols to their words.



Part II (Class 1)

Work in pairs.
Take turns reading out loud the following email addresses.

khasanova@gmail.com
oh23-1@gmail.com
rau.ca@outlook.com
rasta2@esingles.com

hrotekova@gmail.com
235690@yahoo.com
vane-her@outlook.com
torohect@esingles.com

nori-79@gmail.com
chilin_apa@gmail.com
chifonjo@outlook.com
anaaya@esingles.com

hrotekova@gmail.com
oh23-1@yahoo.com
rau.ca@outlook.com
hillsgus@esingles.com




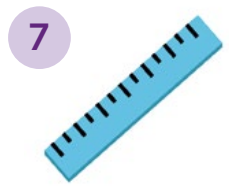

Part II (Class 1)

What's your email address?
Ask three classmates for their email addresses.

Unit 2

Worksheet 1 (Class 3)

- Work in pairs.
- Look at the pictures, search for the classroom supplies, and label each image.



Worksheet 2 (Class 2)

- Work in pairs.
- Look at the following pictures and read the sentences.
- Write the correct sentences below each question in the table.



They are pencils.




They are books.




It is an eraser.




They are children.



It is a ruler.



They are highlighters.



It is a laptop.



It is a pen.

What is it?	What are they?

Worksheet 3 (Class 3)

- With a classmate, solve each operation in table 1 out loud.
- Color in table 2 the result of each operation using the color key.
- The first row has been solved as an example.

Example:

Student A: fifteen plus forty equals fifty-five

Student B: twenty minus ten equals ten

Student A: eighty divided by ten equals eight

Student B: six times fourteen equals eighty-four

Color Key	
Operation	Color
Addition	
Subtraction	
Division	
Multiplication	

Table 1

Addition	Subtraction	Division	Multiplication
$15 + 40$	$20 - 10$	$80 \div 10$	6×14
$16 + 34$	$100 - 99$	$90 \div 3$	8×8
$78 + 15$	$89 - 54$	$45 \div 5$	6×12
$54 + 25$	$73 - 10$	$26 \div 2$	1×15
$13 + 52$	$45 - 17$	$75 \div 3$	4×5
$41 + 8$	$4 - 2$	$64 \div 4$	8×4
$12 + 36$	$63 - 11$	$36 \div 9$	15×6
$25 + 6$	$28 - 13$	$100 \div 20$	23×3

Table 2

1	2	3	4	5	6	7	8	9	10
11	12	13	14	15	16	17	18	19	20
21	22	23	24	25	26	27	28	29	30
31	32	33	34	35	36	37	38	39	40
41	42	43	44	45	46	47	48	49	50
51	52	53	54	55	56	57	58	59	60
61	62	63	64	65	66	67	68	69	70
71	72	73	74	75	76	77	78	79	80
81	82	83	84	85	86	87	88	89	90
91	92	93	94	95	96	97	98	99	100











Worksheet 4
Part I (Class 2)

- Work in pairs.
- Unscramble the following sentences. Make sure you write proper sentences.

1. is / marker / that / a _____
2. highlighters / those / are _____
3. a / colored / this / pencil / is _____
4. are / notepads / these _____
5. those / boards / are _____

Part II (Class 2)

- Work in pairs.
- Look at the images a-j and write complete sentences with the correct demonstrative pronoun.

a. 	b. 
c. 	d. 
e. 	f. 
g. 	h. 
i. 	j. 

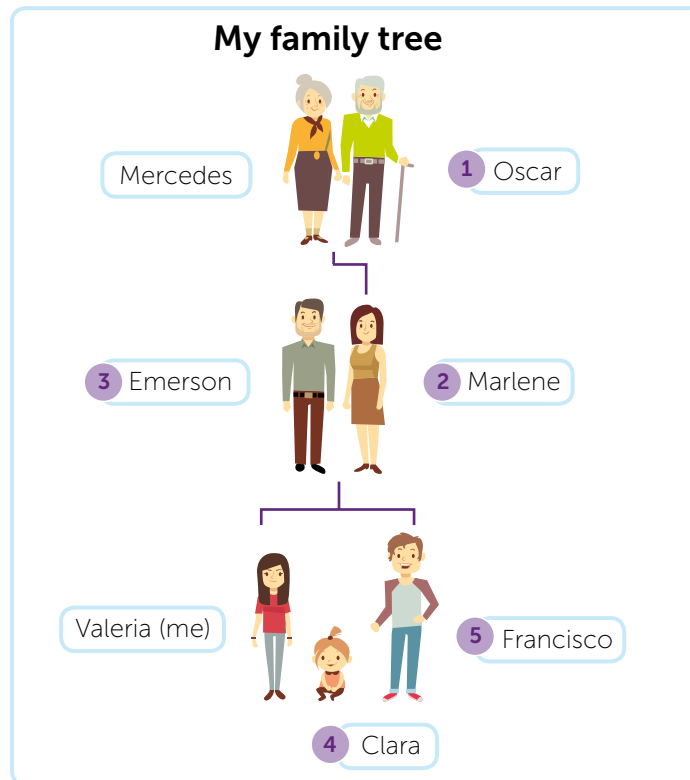
Worksheet 1

Part I (Class 2)

- Work in pairs.
- Look at the family tree. Make questions and answers following the example.

Example:

A: Who is Mercedes? B: She is my grandmother.



Part II (Class 2)

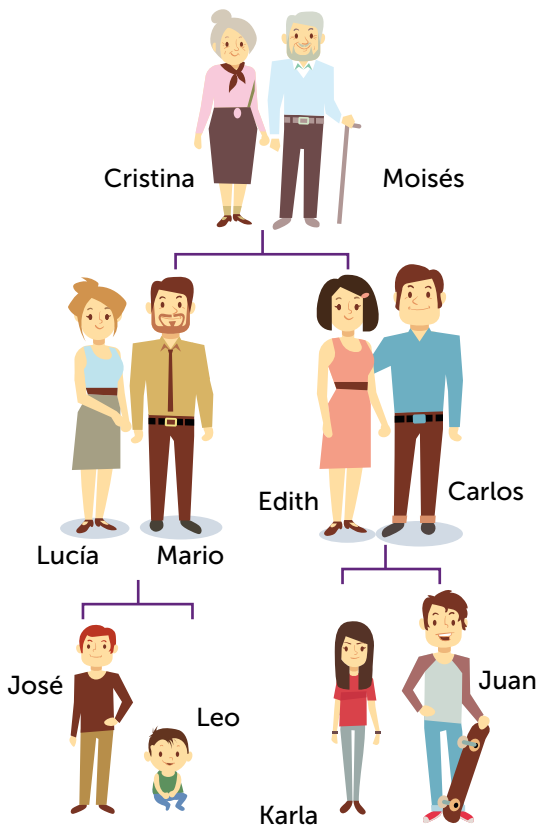
- Work in pairs.
- Read the following paragraph. Substitute the underlined names of the different family members with their corresponding personal pronouns.

This is my family!

My name is Valeria and I am going to introduce my family to you! Mercedes is my grandmother. **1. Mercedes** is 61 years old. My grandfather's name is Oscar. **2. Oscar** is 62 years old. **3. Oscar and Mercedes** are wonderful grandparents. My parents are Marlene and Emerson. Marlene is an administrative assistant. **4. Marlene** is 43 years old. Emerson is an accountant. **5. Emerson** is also 43 years old. I have two siblings. My brother is Francisco. **6. Francisco** is 14 years old. My baby sister is Clara. **7. Clara** is two years old. **8. Francisco, Clara and I** always play after school. Oh! I almost forget! We have a dog. **9. Our dog** is a chihuahua. This is my family and I love them a lot.

Worksheet 2
Part I (Class 3)

- Work in pairs.
- Look at the family tree. Complete the paragraph with a family word from the box.



grandparents / grandfather / father / mother / grandmother / uncle / cousins / aunt / parents

Hi! my name is Karla and this is my family.
Moisés is my 1. _____.
Cristina is my 2. _____.
Moisés and **Cristina** are my 3. _____.
 They are 75 years old.
Carlos is my 4. _____.
 He is 40 years old. **Edith** is my 5. _____.
 _____. She is a teacher.
Carlos and **Edith** are my 6. _____.
Mario is my 7. _____ and **Lucía** is my 8. _____.
 They have two sons, and their names are José and Leo.
José and **Leo** are my 9. _____.

Part II (Class 3)

- Read the following paragraph and mark sentences 1-5 **T** (True) or **F** (False).

"My grandparents live in a small village in Chalatenango. My grandfather's name is Antonio and my grandmother's name is Amelia. They have six children. Their children's names are Juan, Vanesa, Gerber, Igor, María and Ana. Gerber is married. His wife is Nora. They are my parents and we live in San Salvador.

My grandparents have some farm animals such as cows, hens, roosters and chickens. When we visit them, my sister and I play with the animals."

- | | |
|--|-------|
| 1- My grandfather lives in Chalatenango. | T / F |
| 2- Amelia has four children. | T / F |
| 3- My grandparents have six sons. | T / F |
| 4- My mother is Nora. | T / F |
| 5- I live in Chalatenango. | T / F |

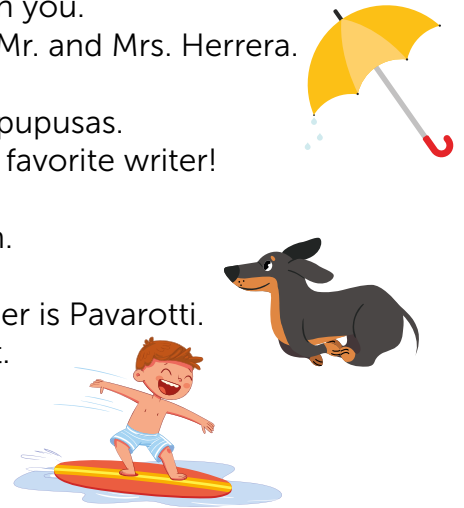
Unit 3

Worksheet 3

Part I (Class 2)

- Work with a classmate and complete the blank spaces using the possessive adjectives: **my, your, his, her, its, our, your, their** correctly.

- Daniel is my friend and _____ last name is Valladares.
- The cat is a pet. _____ ears are black with white spots.
- I am a student and _____ favorite subject is English.
- It is raining and you don't have _____ umbrella with you.
- Nancy and Mercedes are twins. _____ parents are Mr. and Mrs. Herrera.
- Take these pencils. I like _____ color.
- The girl is happy because _____ mother is making pupusas.
- You and I love reading! Francisco Gavidia is _____ favorite writer!
- Sam isn't Santa Claus but _____ beard is white.
- Sarita is Spanish, but _____ mother is Salvadorean.
- That dog is mine. _____ name is "Blacky".
- Those students have new CDs. _____ favorite singer is Pavarotti.
- Scott and you like surfing. It is _____ favorite sport.
- I'm Celia and _____ last name is Anderson.
- Hey, you! Is this _____ car?



Part II (Class 2)

- Work with a classmate and unscramble the following sentences.

1. My is tall. sister

2. pen His red. is

3. are happy. Their siblings

4. food Its is delicious.

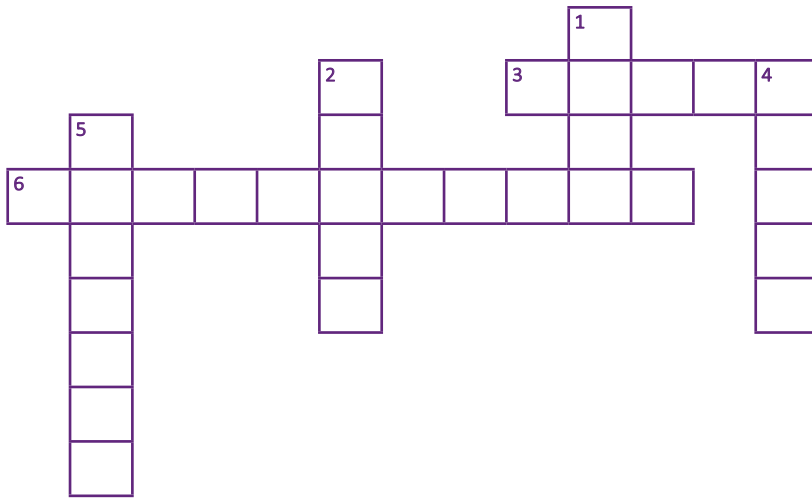
5. dad is Oscar. Your

6. pencil is Her new.

7. Ana our aunt. is

Worksheet 4
Part I (Class 2)

- Solve the following adjective crossword puzzle.



Down

- His sister is _____ l.
- Their siblings are _____ y.
- We are y _____ .
- Her brother is _____ s.

Across

- My mother is h _____ .
- Our parents are r _____ .

Part II (Class 2)



- Work with a classmate and complete the following sentences using the correct form of the verb be.

Key

+ = affirmative sentence

- = negative sentence

? = question

- My brother _____ tall (+)
- _____ your parents kind? (?)
- My classmates _____ serious. (-)
- I _____ responsible. (+)
- _____ your sister kind? (?)
- My cousin and I _____ short. (-)
- My grandparents _____ young. (-)
- _____ your dog funny? (?)
- My mother _____ happy. (+)
- _____ I medium height? (?)
- My aunt _____ very strict. (-)
- I _____ 50 years old. (-)

Unit 3

Worksheet 5

Part I (Class 1)

- Work with a classmate, read the definitions, and write the corresponding occupation from the box.


Teacher Nurse Assistant Bus driver Farmer
Accountant Police officer Doctor Engineer

1. A person who protects citizens from dangerous situations. _____
2. A person who drives public or private buses. _____
3. A person who teaches children and teens at school. _____
4. A person who cultivates land and raises animals. _____
5. A person who helps another person in their job. _____
6. A person who helps sick people. _____
7. A person who keeps and inspects financial accounts. _____
8. A person who designs things such as roads, buildings, or bridges. _____
9. A person who helps patients and doctors. _____

Part II (Class 3)

- Make sentences describing the following people's occupations.
- Underline the indefinite article in each sentence and the occupation.
- Check the example below.

Example: David is a doctor.



Laura

Karen

Luis

Pamela

Pablo

Mónica

David

Unit 4

Worksheet 1 Part I (Class 2)

- Work with a classmate, read the clues and complete the crossword puzzle.

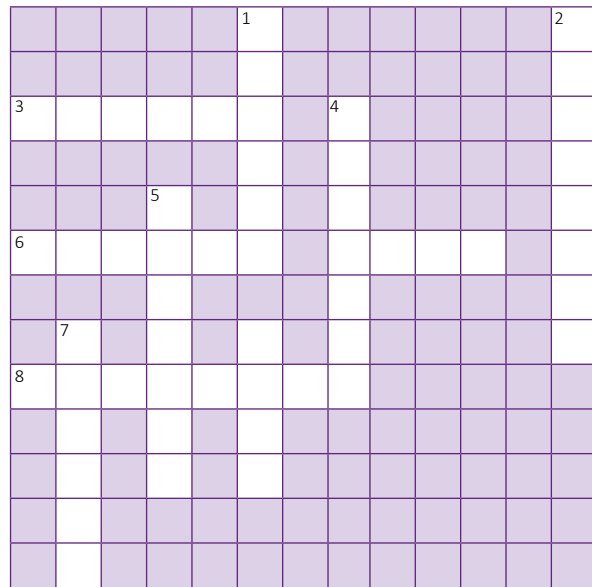
Down

- This is the room where you eat. (2 words)
- This word is a synonym of "patio".
- This is the room where you sleep.
- This is the room where you cook.
- This is the part of the house where we park our cars.

Across

- This is the place where you plant flowers.
- This is the room where you watch TV with your family. (2 words)
- This is the room where you take a shower.

Parts of the house



Part II (Class 2)

- Check the misspelled words below.
- Write them correctly.
- Classify the words in the table below. You can write some words in more than one room.

tavle	shair	coach	ved	refriyireitor
stobe	fun	microweiv oven	mirorr	televizion
	chelf	toylet	radio sistem	

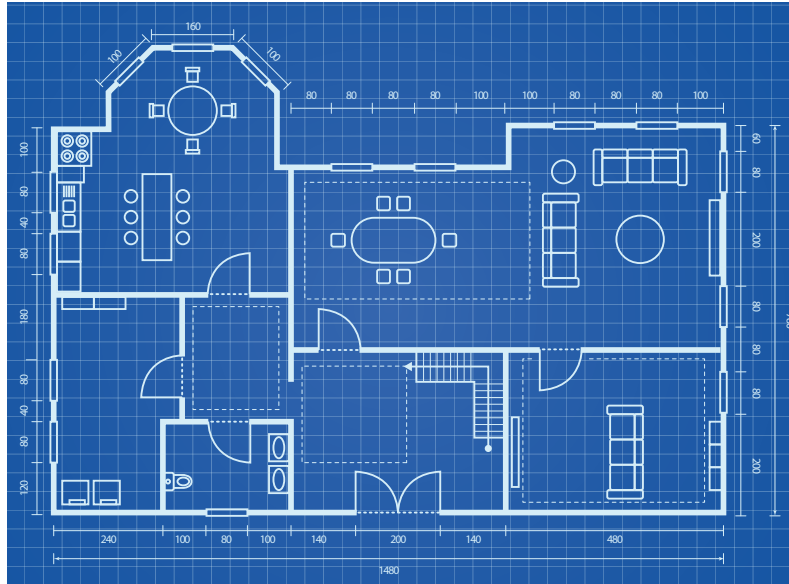
Bedroom	Bathroom	Kitchen	Dining room	Living room

Unit 4

Worksheet 2

Part I and II (Class 2)

- Work in pairs. Look at the house blueprint and solve the exercises below.



Part I: Look at the house and complete with **is, isn't, are, aren't**

1.	There		living rooms.
2.	There		six couches.
3.	There		seven chairs.
4.	There		a bed.
5.	There		a garden.
6.	There		four bathrooms.
7.	There		three lamps.
8.	There		a stove.

Part II: Look at the picture and select **T (True)** or **F (False)**

1.	There are a two sofas.	T	F
2.	There aren't three tables.	T	F
3.	There isn't a kitchen.	T	F
4.	There is a bathroom.	T	F
5.	There are three tables.	T	F
6.	There is a car.	T	F
7.	There are windows.	T	F
8.	There are five TVs.	T	F

Worksheet 3
(Class 2)

- Work in pairs. Follow your teacher's instructions to play the following board game.



Unit 4

Worksheet 4

Part I (Class 2)

- Work in pairs. Read the text below and answer questions 1-5.



Hello, my name is Alejandra. I am 13 years old and I live in a small house in Chalatenango. I love reading, that is why there are nineteen books in the bookcase. There isn't a television in my living room.

On the wall, there is a clock and there are two paintings. In addition, there is a window and there are two white curtains.

After school, I like to sit on the sofa and read. There is a lamp near the sofa and there is a window behind it. I really love my house.

1. How many books are there in the bookcase?
2. Is there a television in Alejandra's living room?
3. How many paintings are there on the wall?
4. Are there any blue curtains in her living room?
5. Is there a lamp behind the window?

Part II (Class 2)

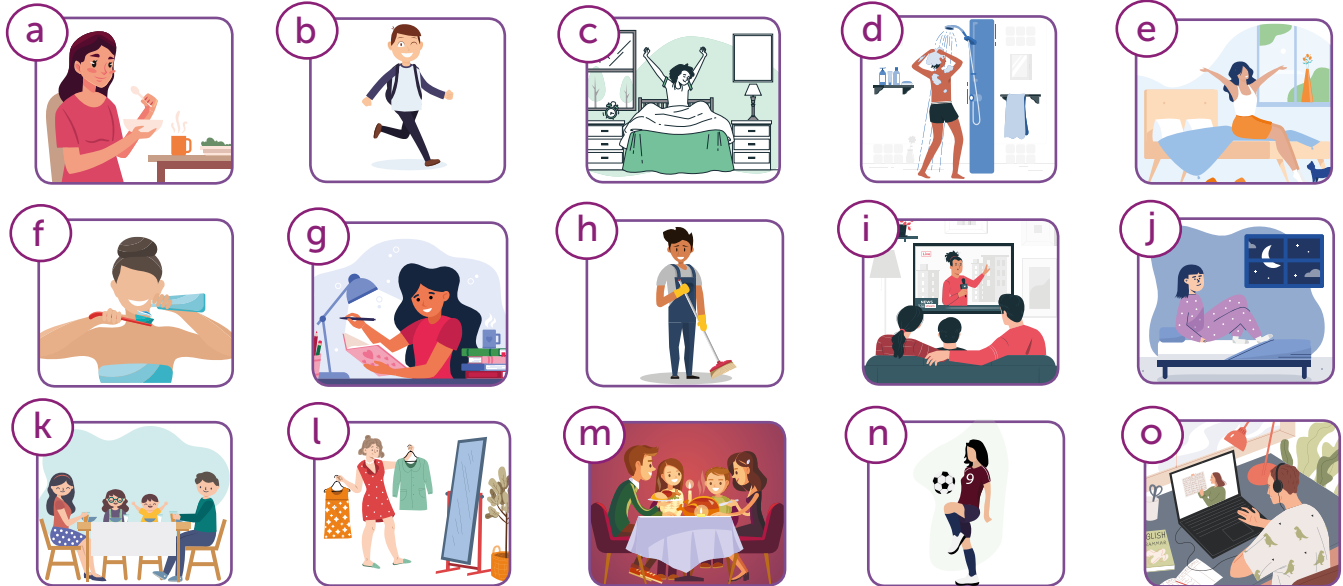
- Work in pairs. Take turns asking and answering questions about the rooms, furniture, and appliances found in your houses.



Unit 5

Worksheet 1 Part I (Class 2)

- Work in pairs. Look at the pictures and write the daily routine next to the correct letter.



- | | | |
|----------|----------|----------|
| a. _____ | f. _____ | k. _____ |
| b. _____ | g. _____ | l. _____ |
| c. _____ | h. _____ | m. _____ |
| d. _____ | i. _____ | n. _____ |
| e. _____ | j. _____ | o. _____ |

Part II (Class 3)

- Read about Oliver's week. Write in the box the activities he does every day.

Hello, my name is Oliver. I am 17 years old and I study at Complejo Educativo Prof. Pablo Soriano Urquilla. I go to school from Monday to Friday. I study in the morning. We have our English class on Monday, Wednesday and Friday. On Tuesday and Thursday, I always go to the library to read books during our break. I sometimes go to the park on Saturday afternoon to play soccer with my friends. My favorite day of the week is Sunday because I wake up late.

Mon	Tue
Study English	
Wed	Thu
Fri	Sat
Sun	

Unit 5

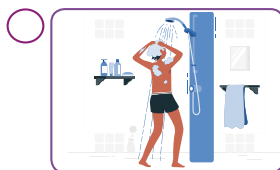

Worksheet 2

Part I (Class 2)

- Work in pairs. Unscramble the sentences and match them with the pictures.


1. take / in the morning / a shower / . / I _____
2. on weekdays / we / go / . / to school _____
3. my classmates / . / in the afternoon / with the housework / help

4. watch / in the evening / you / . / TV _____
5. to bed / . / at night / I / go _____
6. your homework / do / . / in the afternoon / you



Part II (Class 2)

- Look at pictures 1- 6 and write complete sentences.



Unit 5

Worksheet 3

Part I (Class 1)

- Work in pairs. Complete the following sentences. Make negative sentences and questions.

- _____ you brush your teeth in the morning?
- You _____ (not / watch TV) on weekdays.
- They _____ (not / get up) at 5:00 a.m.
- We _____ (not / take a shower) in the evening.
- _____ Luis and Carlos help with the housework?
- _____ we study English?
- I _____ (not / go to school) on weekends.
- _____ you take a shower in the afternoon?
- _____ you wake up early on Saturday?
- We _____ (not / have dinner) late.

Part II (Class 2)

- Complete the questions and interview nine different classmates.

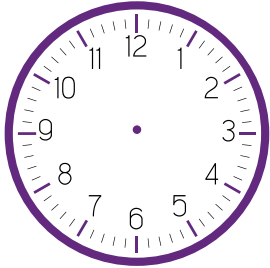
Question	Classmate's name	Classmate's answer
1. _____ you wake up at 6:00 a.m. on Sundays?		
2. _____ you take a shower in the morning?		
3. _____ you brush your teeth at night?		
4. _____ your parents watch TV in the evening?		
5. _____ your classmates play soccer at school?		
6. _____ your siblings help with the housework?		
7. _____ you do your homework on weekends?		
8. _____		
9. _____		

Unit 5

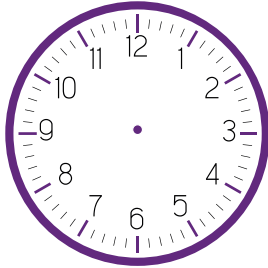
Worksheet 4

Part I (Class 3)

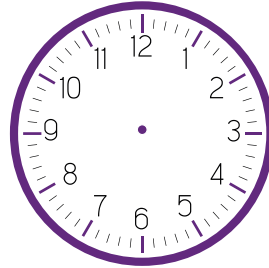
- Work in pairs. Draw the times on the clocks.



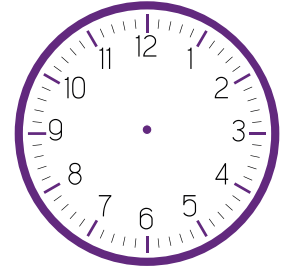
It's seven o'clock.



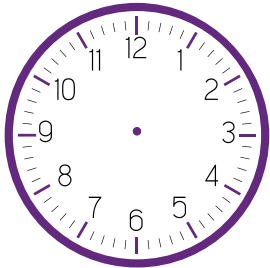
It's quarter past three.



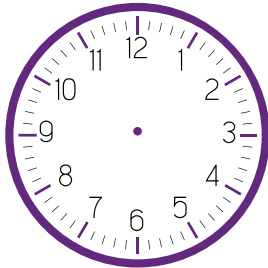
It's nine twenty-five.



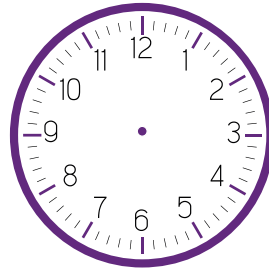
It's half past one.



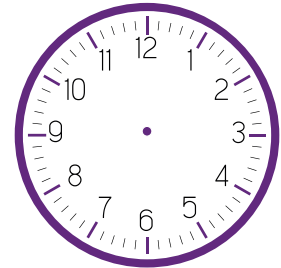
It's twenty to eight.



It's ten to ten.



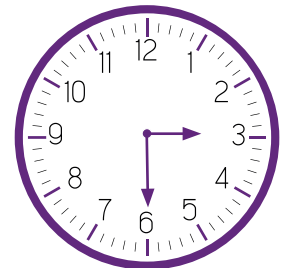
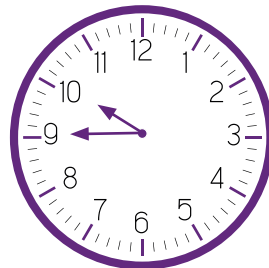
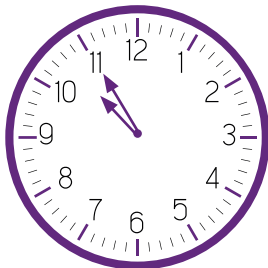
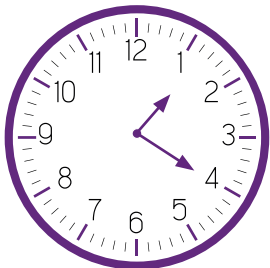
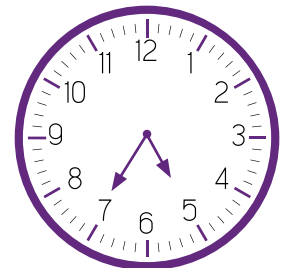
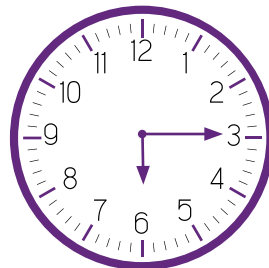
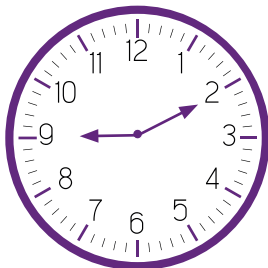
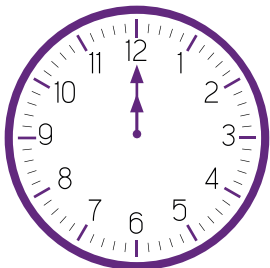
It's ten past two.



It's eleven forty-five.

Part II (Class 2)

- Write the time below each clock.



Worksheet 5
Part I (Class 2)

- Work in pairs. Read Cristina’s daily routine and complete the text using the words in the box.

This Is My Daily Routine!

I'm Cristina Bolaños and this is my daily routine.

1. _____, I wake up at 5:30 a.m. and I stay a few minutes in bed
2. _____, I take a shower, and I have a breakfast with my family.
3. _____, I go to school and study hard!
4. _____, I get home from school, I have lunch with my siblings.
5. _____, we do our homework together.
6. _____, I have dinner at 7:30 and I brush my teeth before going to bed.

Every day in my life is a new adventure!



Then Finally Second
After Next First

Part II (Class 2)

- Unscramble the following sentences.


1. day. / go / You / school / every / to _____
2. class. / do / We / homework / after / our _____
3. take / get / I / after / dressed / I / a / shower. _____
4. at / have / lunch / We / noon. _____
5. a / brush / times / teeth / three / I / my / day. _____
6. a / You / with / the / housework / help / once / day. _____
7. I / teeth / brush / my / in / the / morning. _____
8. They / p.m. / have / at / 7:30 / dinner _____
9. We / afternoon. / TV / watch / the / in _____
10. my / friends / soccer / with / play / I / twice / a / week. _____

Unit 6

Worksheet 1

Part I (Class 1)

- Work in pairs. Look at the pictures and write their names next to the corresponding letter.



a. _____	f. _____	k. _____
b. _____	g. _____	l. _____
c. _____	h. _____	m. _____
d. _____	i. _____	n. _____
e. _____	j. _____	o. _____

Part II (Class 2)

- Unscramble the music genres.
- In pairs, discuss the questions in the box about music.

a. opp	_____
b. ourcynt	_____
c. lassa	_____
d. kcro	_____
e. ip-phho	_____
f. agrege	_____
g. citenlrcoe	_____
h. opgels	_____




What's your favorite kind of music?
 Who is your favorite singer?
 What's your favorite band?
 What is one of your favorite songs?

Unit 6

Worksheet 2 Part I (Class 3)


- Work in pairs. Look at the pictures in the clues to complete the crossword puzzle.



Across



Down



Part II (Class 3)

- Look at the pictures and complete the hobbies.



r _____



d _____



l _____ t _____
m _____



p _____ v _____
g _____



g _____ o _____ w _____
f _____

Worksheet 3

Part I (Class 2)







- Work in pairs. Follow your teacher's instructions to play the following board game.



Unit 6

Worksheet 4 Part I (Class I)

- Look at the key box and make complete sentences. Follow the examples in the first row.

			Key	
I like peaches.	I don't like strawberries.	My favorite fruit is watermelon.		I like
1.				I don't like
2.				My favorite
3.			music food	
4.			hobbies	
5.			pets fruit	

Part II (Class I)




- Talking time! Ask around about your classmates' likes and dislikes. Follow the sample conversation below.

A: Hi, Gaby! Do you like pineapples!

B: Hi, Herbert! No, I don't.


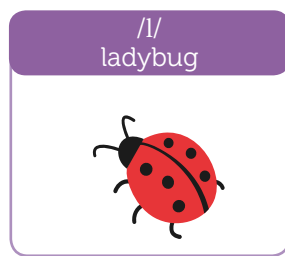

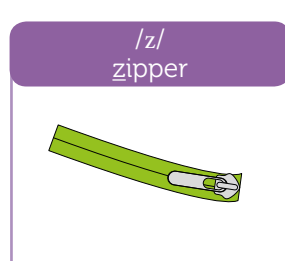
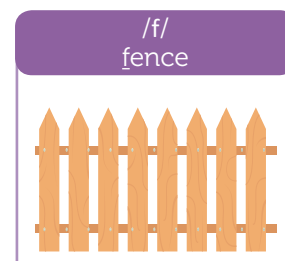


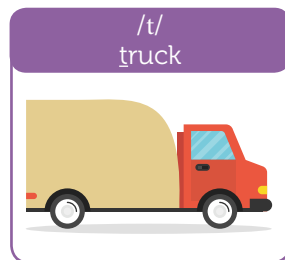

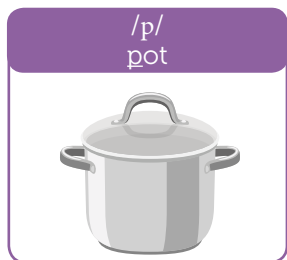
A: What's your favorite fruit?

B: My favorite fruit is watermelon.

Classmate	Do you like...?	 	
Gabriela	pineapples	no	watermelon

International Phonetic Alphabet (Consonants and Vowels)

Consonants



Vowels

/i:/
leaves



/ɪ/
chip




/ʊ/
book



/u:/
roof



/e/
egg



/ə/
road



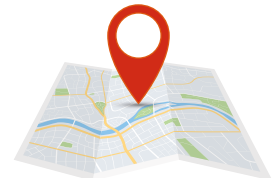
/ɜ:/
worm



/ɔ:/
storm



/æ/
map



/ʌ/
cup



/ɑ:/
star



/ɒ/
top





GOBIERNO DE
EL SALVADOR

MINISTERIO
DE EDUCACIÓN

**Material en
validación**